

# HERA IPERSPETTRALE VIS-NIR 400-1000 nm

HERA IPERSPETTRALE is a compact and rugged camera that enables an innovative approach to spectral imaging.

With its unique and patented technology based on time-domain **Fourier Transform** detection, HERA provides **exceptional spatial-spectral resolution** and superior **sensitivity** in low-light illumination conditions.


## Key Features

- High spatial & spectral resolution
- High sensitivity and throughput
- Compact and lightweight
- Export data in ENVI format
- User friendly software  
(measurement & first data analysis)

## Applications

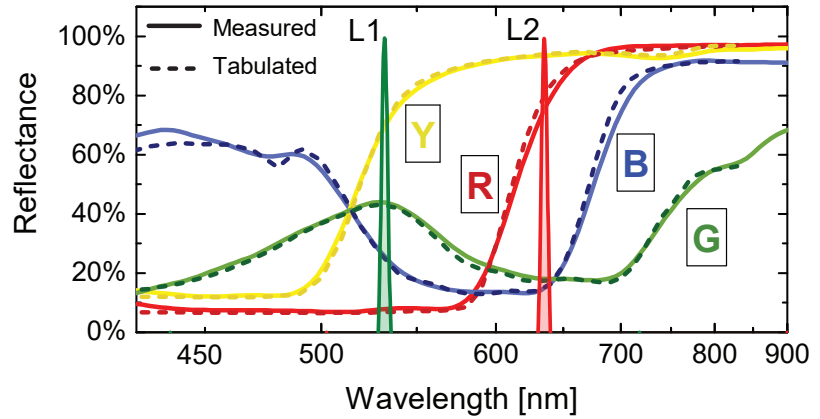

- Fluorescence imaging
- Sorting of materials
- Biology
- Agriculture and food quality
- Pharmaceuticals
- Art Conservation
- Forensics

## Customer Benefits



Exploit **BUILT-IN FUNCTIONS** or **EXPORT** the **DATA** in standard formats for an in-depth statistical analysis.





Measurement of spectralon filters. White spectralon was used as a reference. L1 and L2 are laser beams used to present the spectral resolution of HERA.

## Technical specifications

Spectral range	400 - 1000 nm
Sensor spatial resolution	1280 x 1024 pixels
User adjustable spectral resolution	<1.5 nm @ 400 nm <10 nm @ 1000 nm
Sensor	CMOS
Number of bits	12 bits
Software interface	Labview based interface
Number of spectral bands	$\infty^*$
Field of view	16 degrees
Working distance	1 m - $\infty$
Dimensions	205 x 150 x 83.5 mm
Weight	2 kg
Minimum Computer Requirements	16 GB RAM, SSD drive suggested

\* HERA is FT spectroscopy based instrument and number of spectral bands is software selectable and independent from measurement time

Customization upon request:

HERA can be customized to be compatible with microscope systems