

colorPol[®] polarizers

the polarizer family Made in Germany



Applications

- Optical Communications
- Semiconductors
- Measurement Instrumentations
- Display Industries
- Medical Industries
- Laboratories
- R&D
- Space Industries
- Projectors
- ... and many more

Your BeNeLux Distributor



te lintelo systems bv
photonics. our passion!

www.tlsbv.nl +31 316 340804

CONTACT US



CODIXX



The colorPol® family

colorPol® polarizers are dichroic glass polarizers, made from a highly durable soda-lime glass containing silver nanoparticles. Like all dichroic polarizers they let the desired polarized light pass and absorb the unwanted polarization. Different types of polarizers are available to suit a wide field of applications operating at UV wavelength range (340 nm - 420 nm) and VIS, NIR and MIR wavelength range (440 nm - 5.0 μm).

All polarizers can be processed like glass or silicon wafers, while being thin like foil polarizers. UV radiation and most chemicals cause no damage. They have a large acceptance angle of $\pm 20^\circ$ and a high accuracy of polarization axis.



Standard colorPol® polarizer **UV VIS NIR MIR**

- Transmittance up to 95% (with anti-reflection (AR)-coating)
- Ultraviolet, visible, near infrared and mid infrared versions available
- Temperature resistant between -50°C and $+400^\circ\text{C}$
- Most economical choice for linear polarizer

Details on page 6



High Transmittance colorPol® HT polarizer **UV VIS NIR MIR**

- Transmittance up to $> 96\%$ (with AR-coating)
- Available for wavelengths 1310 nm, 1490 nm or 1550 nm
- High contrast ratio
- Thicknesses of 0.20 mm, 0.27 mm and 0.50 mm

Details on page 8



Patterned colorPol® S polarizer **UV VIS NIR MIR**

- Subdivided into segments
- Several polarization axes or wavelength ranges within one polarizer
- Opaque or transparent segments possible
- Unique manufacturing technology

Details on page 10



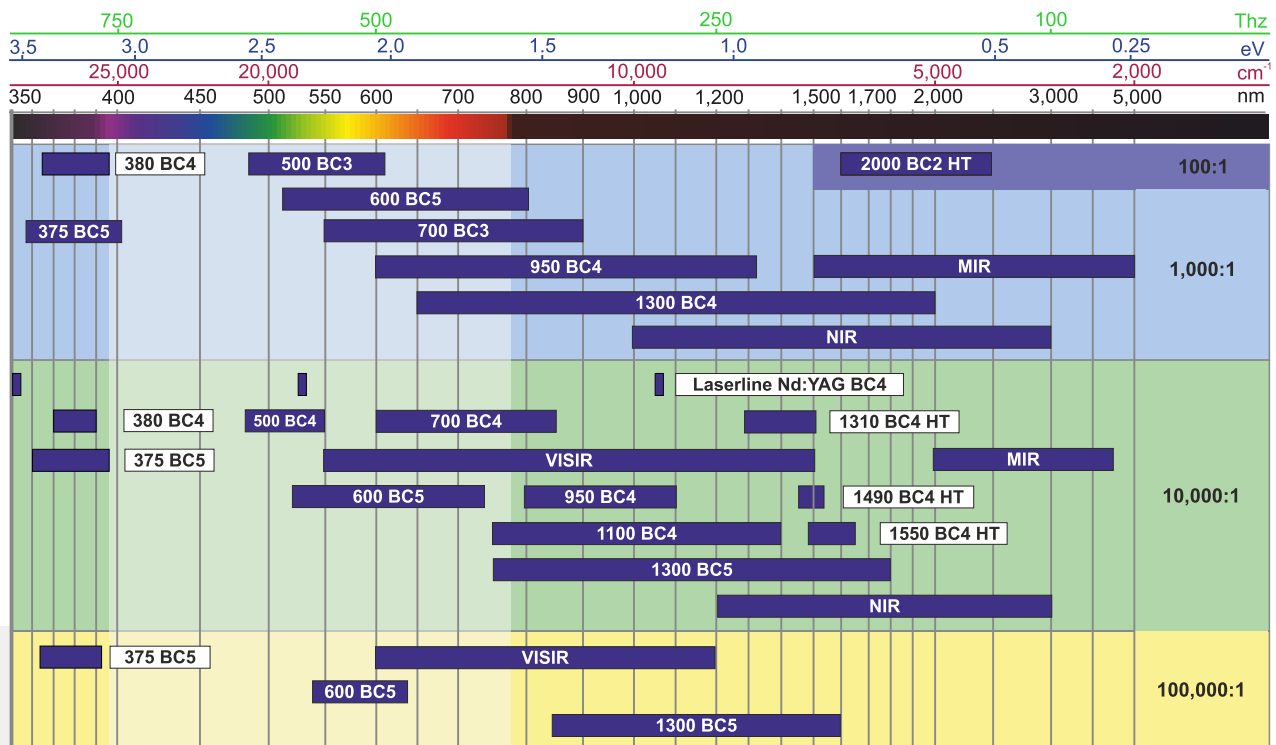
colorPol® Laserline Nd:YAG polarizer **UV VIS NIR MIR**

- Covers the laser wavelengths 355 nm, 532 nm and 1064 nm
- Contrast ratio $> 10\,000:1$ (40 dB)
- Polarization axis at 355 nm perpendicular to 532 nm and 1064 nm
- Unique all-in-one polarizer - no filterchange necessary

Details on page 11

Available wavelengths

colorPol® polarizers - high performance



high contrast - great transmittance - long durability

Applications

Polarizers are used in a wide range of application fields to filter or block polarized light, to modulate or reduce brightness, to analyze or polarize light and many more.

Due to their excellent properties and outstanding versatility, colorPol® polarizers are appreciated by researchers and developers worldwide. They are an important component in various optical devices.

This is a small overview of the different disciplines and appliances :

- Optical sensor
- Microscopy
- Ellipsometry
- Spectroscopy
- Polarimetry
- Photo elasticity, surface inspection
- Fiber dependent optical isolator
- Optical communications engineering
- Data storage
- Electro-optical modulator
- Biosensor
- Lyot-Filter
- Meteorological cloud analysis
- Solar observation
- Endoscopy

Find details here:



Customization options

Shape and size

Up to the product-specific maximum sizes, different dimensions are possible in 0.1 mm steps. Lower tolerances are possible on request.

All colorPol® polarizers are manufactured rectangular or round, other shapes are available on request.

AR coating


Anti-reflection coatings can be applied to one or both sides.

- ✓ Increased transmittance
- ✓ Reduced reflection

Mounted

All circular colorPol® polarizers can be delivered in standard mounts.

Details on page 12



Laminated, ground and polished

The optical and mechanical parameters can be optimized by lamination. The polarizer is fixed between two optical glasses with optical adhesive like a sandwich and the outer sides are polished flat.

- ✓ Transmitted wavefront distortion (TWD) < $\lambda/4$ (at 633 nm over $\varnothing 10$ mm)
- ✓ Beam deviation < 1 arc min.

The standard thickness of laminated and polished colorPol® polarizers is 2.0 mm. Other thicknesses are possible on request.

Note: Lamination reduces temperature resistance and laser damage threshold



Polarization axis

The polarization axis can be selected with an accuracy of $<0.5^\circ$. For unmounted polarizers, the polarization axis can be marked by two points if desired.

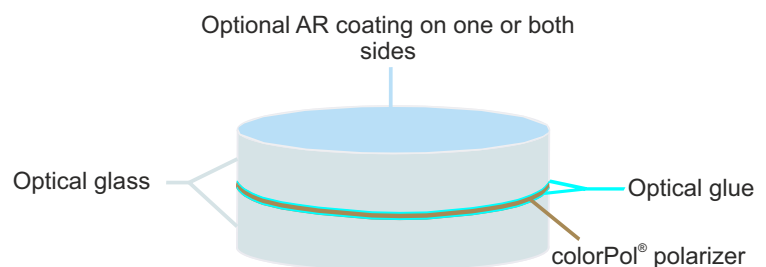
Tip: If the polarization axis is parallel to an edge in rectangular format, select different edge lengths to easily identify the polarization axis.

Marked polarization axis

For easier identification, the polarization axis can be marked on the mount or directly on the polarizer.

Wavelength, transmittance and contrast

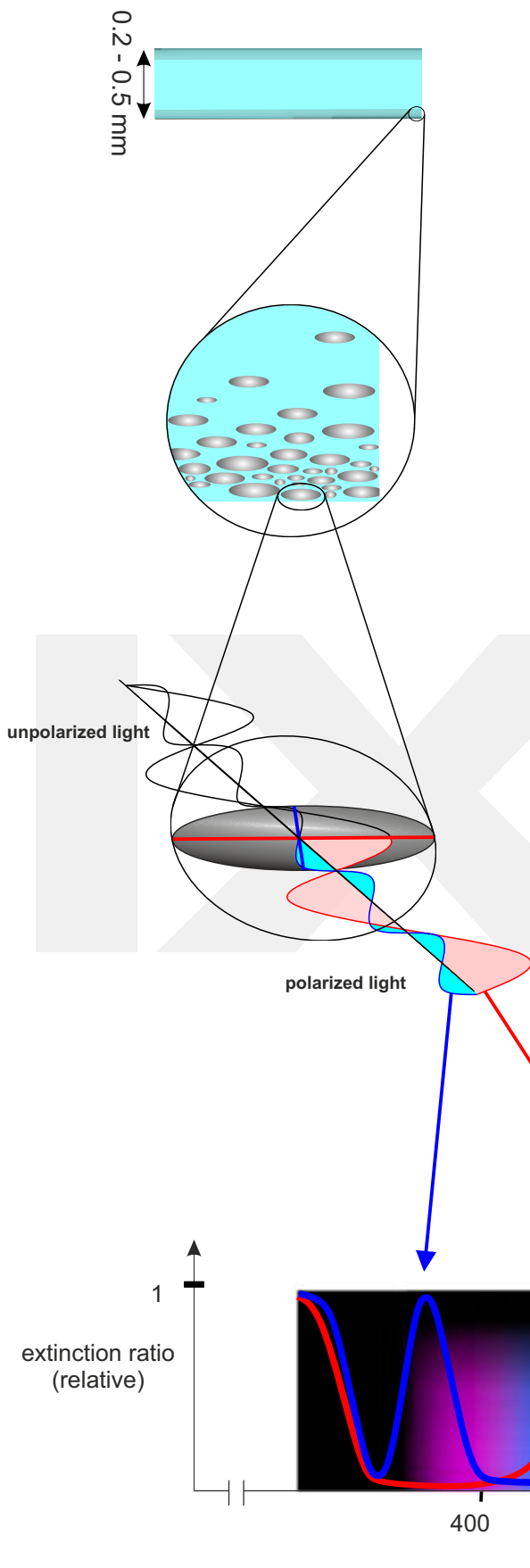
None of the products offered here meet the requirements of your application? No problem, CODIXX's innovative production technology allows the adjustment of transmission and contrast at specific wavelengths or for selected ranges.



Schematic design of a laminated colorPol® polarizer

For any other special requirements, please contact CODIXX or your local distributor.

The unique colorPol[®] technology



Raw colorPol[®] polarizer

colorPol[®] polarizers are made of soda lime glass with silver nanoparticles embedded near both surfaces. The thickness of the silver nanoparticle layer depends on the polarizer type.

Unlaminated polarizers have a thickness between 0.2 mm and 0.5 mm.

Nanoparticles near surface

The technology used by CODIXX allows a controlled size, density and shape of the nanoparticles. The prolate shape is needed to create a short and a long symmetry axis. These axes cause a wavelength dependent absorption and therefore polarization.

To achieve the excellent polarization properties of colorPol[®], the long axes are aligned perfectly parallel and result in a strong linear polarization.

Single prolate nanoparticle with symmetry axes

Between 340 nm and 420 nm only light perpendicular to the short axis (blue) can pass, while the rest will be absorbed or reflected, thus creating polarized light. From 450 nm the long symmetry axis (red) takes over the polarization and is the reason for the perpendicular polarization axes of UV compared to VIS/IR wavelength range.

This leaves a gap between 420 nm and 450 nm with nearly no polarization, which can only be shifted a little, but not completely avoided.

Schematic absorption spectra of soda lime glass containing uniformly oriented silver nanoparticles

Standard polarizers¹⁾

colorPol® type	Wavelength range [nm]	Transmittance [%]	Contrast ratio $k_1:k_2$ ²⁾	Thickness unlaminated [µm]	Thickness laminated [mm]	Maximum dimension [mm x mm]
UV 375 BC5	362 - 392 360 - 397 357 - 403	>40-47 >40-48 >39-48	>100 000:1 >10 000:1 >1 000:1	220±50	2.0±0.2	≤100x50
UV 380 BC4	372 - 388 369 - 390 365 - 395	>52-57 >52-58 >51-59	>100 000:1 >10 000:1 >1 000:1	220±50	2.0±0.2	≤100x50
VIS 500 BC3	475 - 625	>55-81	>1 000:1	280±50	2.0±0.2	≤100x60
VIS 500 BC3 CW01 (AR coated)	475 - 625	>58-90	>1 000:1	280±50	2.0±0.2	≤100x60
VIS 500 BC4	480 - 550	>58-76	>10 000:1	280±50	2.0±0.2	≤100x60
VIS 500 BC4 CW01 (AR coated)	480 - 550	>62-82	>10 000:1	280±50	2.0±0.2	≤100x60
VIS 600 BC5	530 - 640 520 - 720 510 - 800	>62-78 >60-81 >55-83	>100 000:1 >10 000:1 >1 000:1	280±50	2.0±0.2	≤100x60
VIS 600 BC5 CW01 (AR coated)	530 - 640 520 - 740 510 - 750 [800]	>66-83 >63-86 >58-86	>100 000:1 >10 000:1 >1 000:1	280±50	2.0±0.2	≤100x60
VIS 700 BC3	550 - 900	>77-86	>1 000:1	220±50	2.0±0.2	≤100x50
VIS 700 BC3 CW03 (AR coated)	550 - 900	>84-93	>1 000:1	220±50	2.0±0.2	≤100x50
VIS 700 BC4	600 - 850 600 - 1 000	>78-87 >78-88	>10 000:1 >1 000:1	220±50	2.0±0.2	≤100x50
VIS 700 BC4 CW02 (AR coated)	600 - 850 600 - 1 000	>84-93 >84-95	>10 000:1 >1 000:1	220±50	2.0±0.2	≤100x50
VISIR	600 - 1 200 550 - 1 500	>67-84 >57-85	>100 000:1 >10 000:1	260±50	2.0±0.2	≤100x60
VISIR CW02 (AR coated)	600 - 1 200	>71-88	>100 000:1	260±50	2.0±0.2	≤100x60
IR 950 BC4	800 - 1 100 600 - 1 320	>85-87 >80-88	>10 000:1 >1 000:1	220±50	2.0±0.2	≤100x50
IR 950 BC4 CW02 (AR coated)	800 - 1 100 600 - 1 150	>90-94 >82-94	>10 000:1 >1 000:1	220±50	2.0±0.2	≤100x50
IR 1100 BC4	900 - 1 200 750 - 1 400 650 - 1 700	>85-87 >83-87 >80-88	>100 000:1 >10 000:1 >1 000:1	220±50	2.0±0.2	≤100x50
IR 1100 BC4 CW02 (AR coated)	900 - 1 200 750 - 1 250 650 - 1 250	>91-94 >89-94 >86-94	>100 000:1 >10 000:1 >1 000:1	220±50	2.0±0.2	≤100x50
IR 1300 BC5	850 - 1 600 750 - 1 800 650 - 2 000	>82-86 >80-87 >76-87	>100 000:1 >10 000:1 >1 000:1	220±50	2.0±0.2	≤100x50
NIR	1 000 - 2 700 2 700 - 3 000 1 200 - 3 000 1 000 - 3 000	>77 >70	>10 000:1 >1 000:1	250±65	2.0±0.2 at other wavelength ranges ³⁾	≤100x60
MIR	2 000 - 4 500 1 500 - 5 000	>65-90 >35-90	>10 000:1 >1 000:1	200±50		≤100x50

¹⁾ The spectral properties presented here are typical for this product. Values may slightly vary from batch to batch.

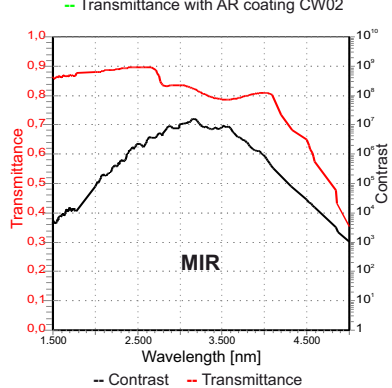
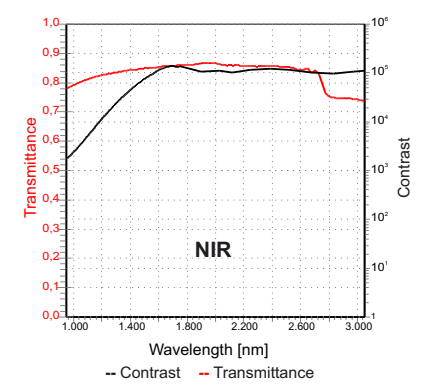
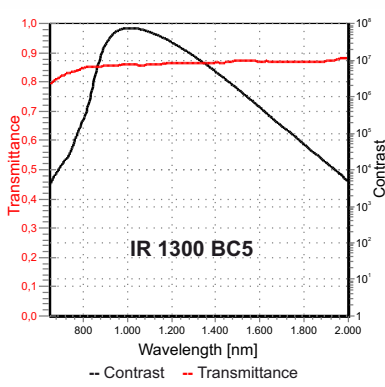
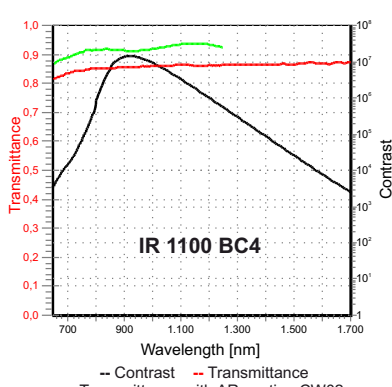
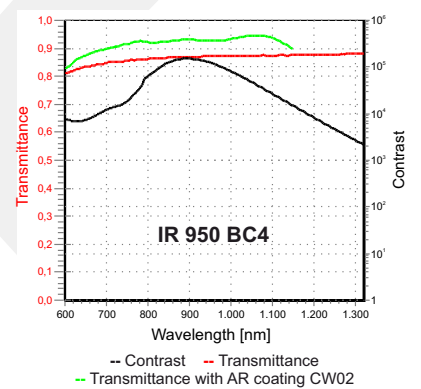
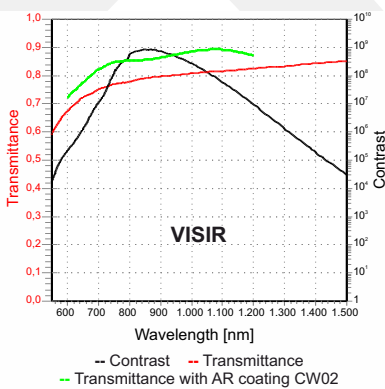
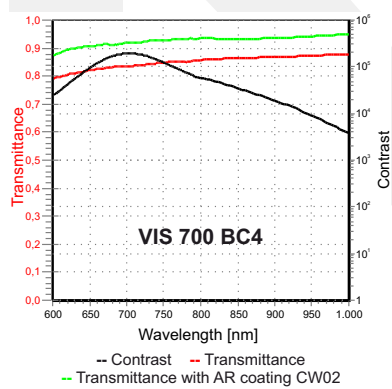
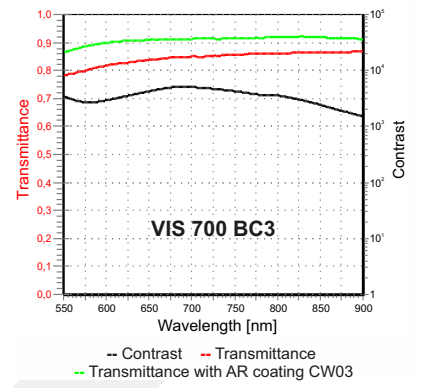
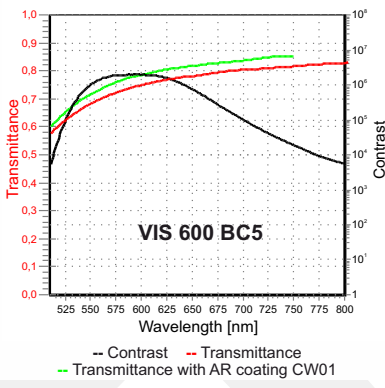
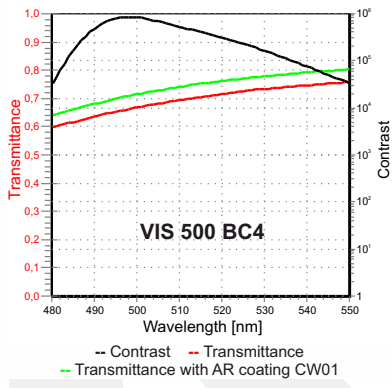
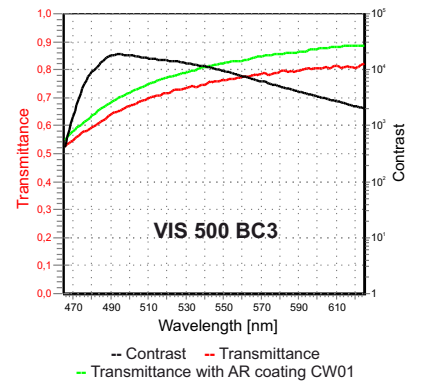
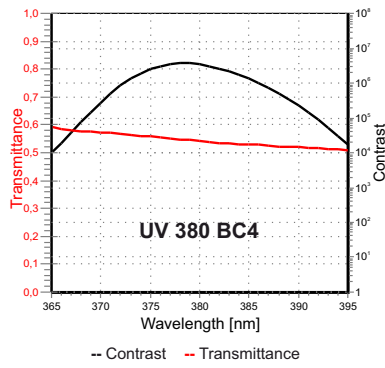
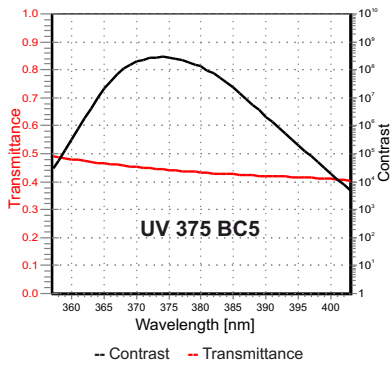
²⁾ The contrast ratio is defined to be k_1/k_2 , where k_1 is the transmittance of a polarized beam passing the filter and k_2 is the transmittance of a polarized beam blocked by the filter.

³⁾ Wavelength range up to 2 650 nm and with modified transmittance

Contrast ratios >100 000:1, other thicknesses, shapes or dimensions available on special request. Reflection losses can be minimized by anti-reflection-coatings. AR-coatings are available for different wavelength ranges as V-coating or wide-band version.

CODIXX AG reserves the right to change technical information without notice.

Typical performance of standard polarizers



The graphs should be considered typical only.

High transmittance polarizers¹⁾

colorPol® type	Wavelength range [nm]	Transmittance [%]	Contrast ratio $k_1:k_2$ ¹⁾	Thickness unlaminated [μ m]	Thickness laminated [mm]	Maximum dimension [mm x mm]
IR 1310 BC4 HT	1 280 - 1 500	>88	>10 000:1	200±50 270±50 500 _{+20/-80}	-	≤100x50 ≤100x60 ≤100x27
IR 1310 BC4 HT (laminated)	1 280 - 1 500	>87	>10 000:1	-	2.0±0.2	≤100x60
IR 1310 BC4 HT C1310 (AR coated)	1 280 - 1 500	>96	>10 000:1	200±50 270±50 500 _{+20/-80}	-	≤100x50 ≤100x60 ≤100x27
IR 1310 BC4 HT C1310 (AR coated, laminated)	1 280 - 1 500	>95	>10 000:1	-	2.0±0.2	≤100x60
IR 1490 BC4 HT	1 450 - 1 530	>88	>10 000:1	200±50 270±50 500 _{+20/-80}	-	≤100x50 ≤100x60 ≤100x27
IR 1490 BC4 HT (laminated)	1 450 - 1 530	>87	>10 000:1	-	2.0±0.2	≤100x60
IR 1490 BC4 HT C1490 (AR coated)	1 450 - 1 530	>96	>10 000:1	200±50 270±50 500 _{+20/-80}	-	≤100x50 ≤100x60 ≤100x27
IR 1490 BC4 HT C1490 (AR coated, laminated)	1 450 - 1 530	>95	>10 000:1	-	2.0±0.2	≤100x60
IR 1550 BC4 HT	1 480 - 1 650	>88	>10 000:1	200±50 270±50 500 _{+20/-80}	-	≤100x50 ≤100x60 ≤100x27
IR 1550 BC4 HT (laminated)	1 480 - 1 650	>87	>10 000:1	-	2.0±0.2	≤100x60
IR 1550 BC4 HT C1550 (AR coated)	1 480 - 1 650	>96	>10 000:1	200±50 270±50 500 _{+20/-80}	-	≤100x50 ≤100x60 ≤100x27
IR 1550 BC4 HT C1550 (AR coated, laminated)	1 480 - 1 650	>95	>10 000:1	-	2.0±0.2	≤100x60
IR 2000 BC2 T2 HT	1 600 - 2 500 1 550 - 1 500	>90	>100:1	200±50	-	≤100x50
IR 2000 BC2 T2 HT (laminated)	1 600 - 2 150 2 150 - 2 500	>82 >62	>100:1	-	2.0±0.2	≤100x50
IR 2000 BC2 T2 HT CW06 (AR coated)	1 600 - 2 500	>96	>100:1	200±50	-	≤100x50
IR 2000 BC2 T2 HT CW06 (AR coated, laminated)	1 600 - 1 650 1 650 - 1 850 1 850 - 2 150 2 150 - 2 500	>96 >90 >93 >70	>100:1	-	2.0±0.2	≤100x50

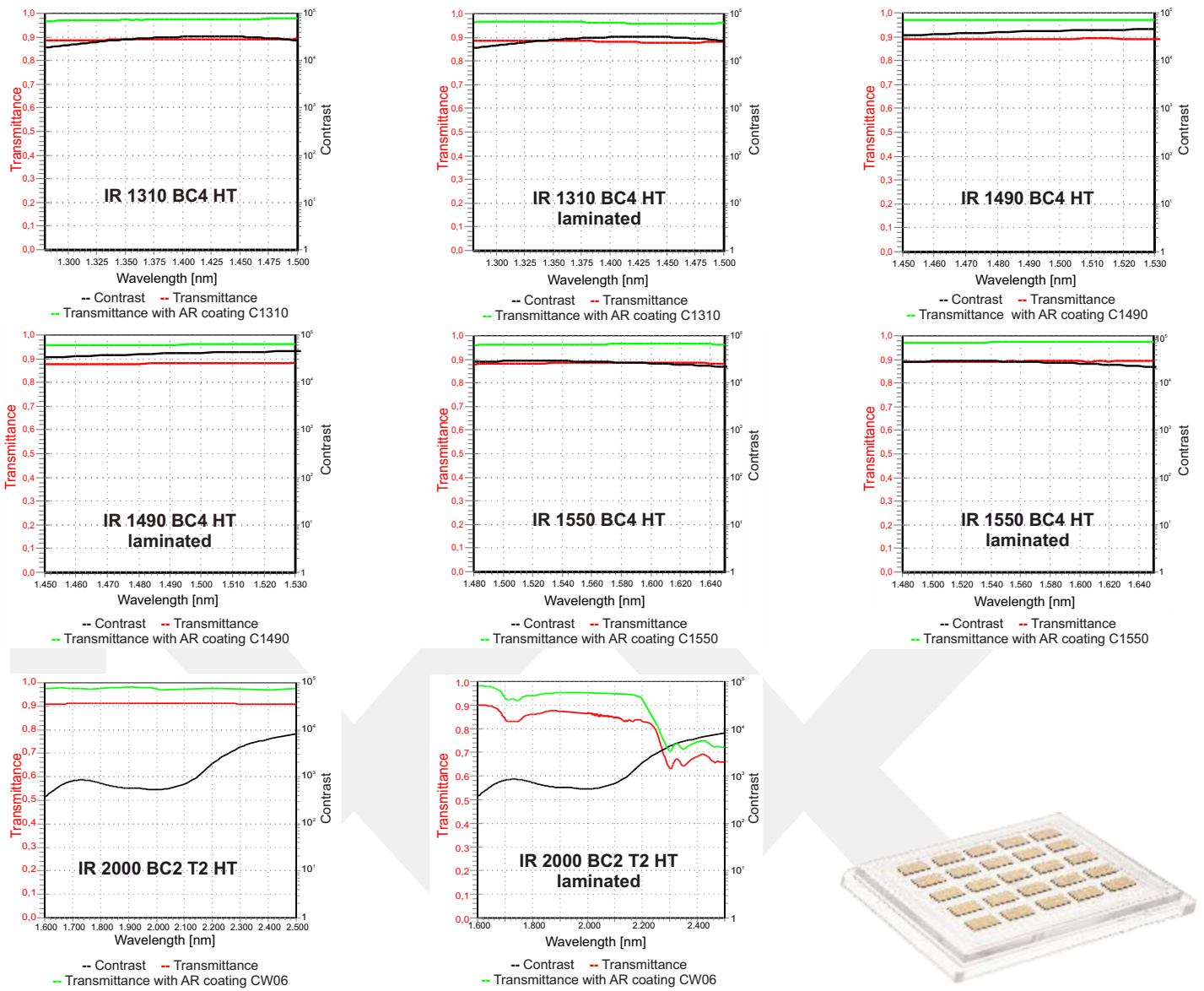
¹⁾ The spectral properties presented here are typical for this product. Values may slightly vary from batch to batch.

²⁾ The contrast ratio is defined to be k_1/k_2 , where k_1 is the transmittance of a polarized beam passing the filter and k_2 is the transmittance of a polarized beam blocked by the filter.

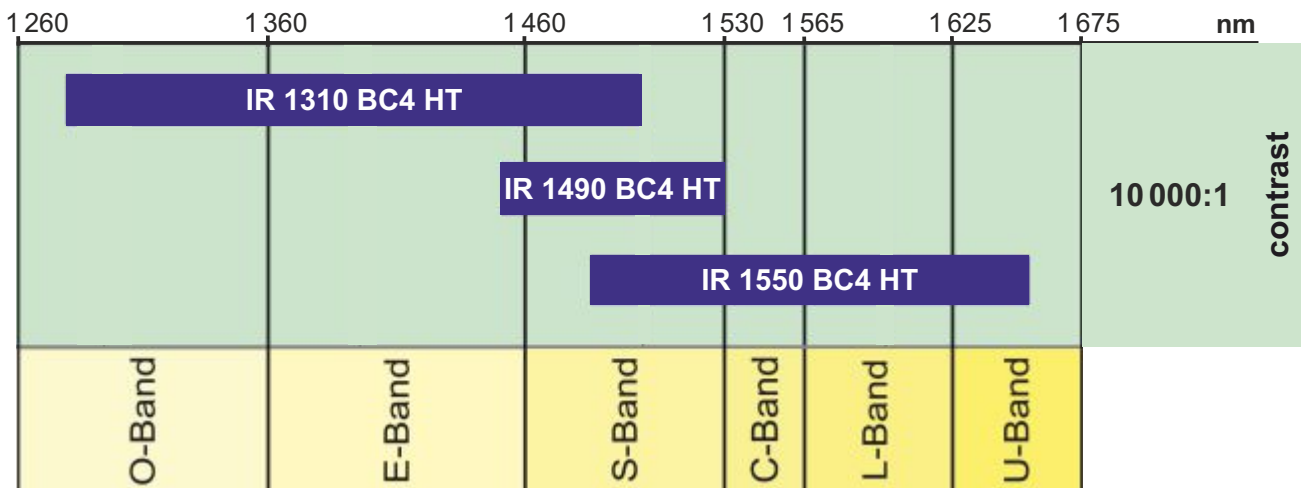
Contrast ratios >100,000:1, other thicknesses, shapes or dimensions available on special request. Reflection losses can be minimized by anti-reflection-coatings. CODIXX AG reserves the right to change technical information without notice.



Typical performance of high transmittance polarizers



The graphs should be considered typical only.

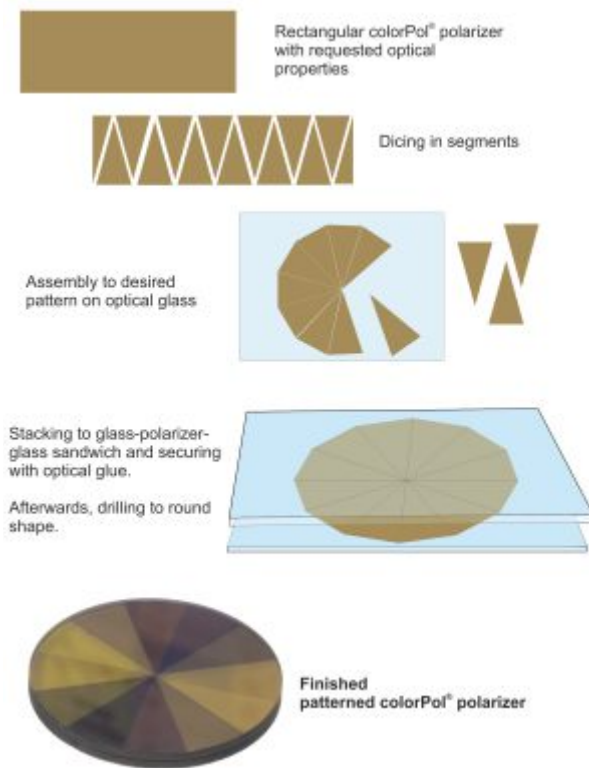


Patterned polarizers

In difference to a common linear polarizer, which provides the same optical properties over the whole clear aperture, a patterned polarizer is subdivided into segments. The segments may have different optical properties like the orientation of the polarization axis or wavelength range, or can be opaque or transparent. Size, shape and number of segments with different optical properties determine which of CODIXX's unique manufacturing technology is applicable.

Mosaic technology

colorPol® is well suited for this classical method of manufacturing patterned polarizers. Different polarization directions as well as different wavelength ranges can be chosen for each segment. Size, shape and number of segments is limited due to the production process.



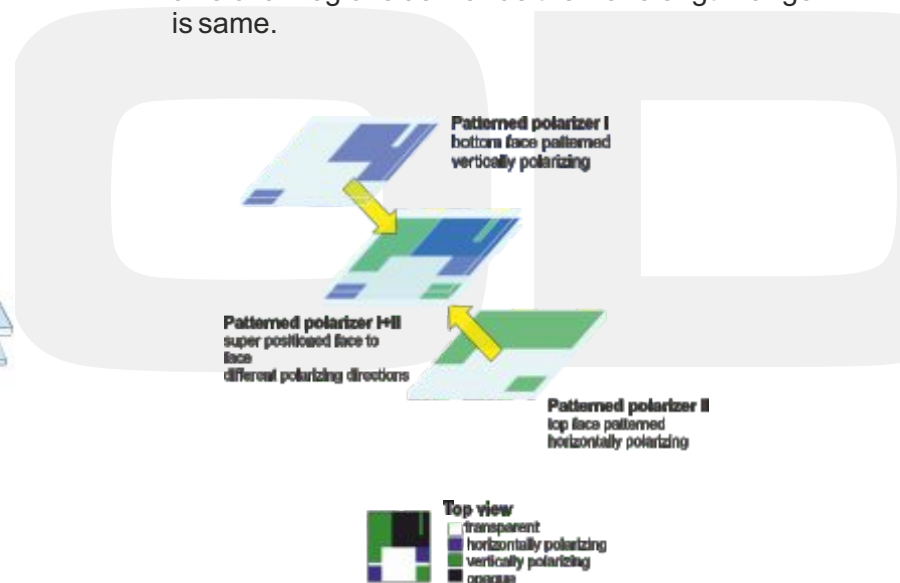
The thin glass polarizers are diced precisely, for example with wafer saws. Every single piece is assembled carefully in the desired order. Lastly, the whole mosaic is sandwiched between two carrier substrates.



Lithographic technology

The polarization of colorPol® polarizers is caused by elongated silver nanoparticles, which are embedded into the glass only in a shallow depth. This specific design offers the possibility to remove these nanoparticles by surface etching. With lithography, this can be done selectively.

A patterned colorPol® polarizer with regions of either transparent or linear polarizing properties is the result. The shape of these regions can be randomly chosen, the resolution can be as high as 30 µm at still reasonable costs. The polarization axis of all regions as well as the wavelength range is same.



To create a polarizer with regions of different polarization axes, at least two of the polarizers, which were patterned as described above, must be stacked on top of each other (see sketch above). The more different orientations of the polarization axis are needed, the more planes must be stacked. The different height positions of the planes may cause a parallax.



Laserline Nd:YAG BC4¹⁾


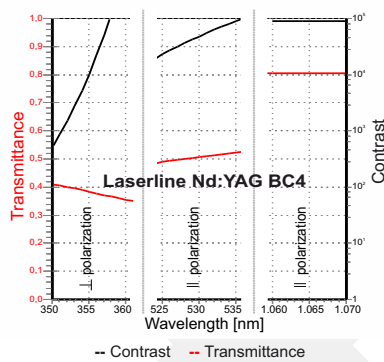
colorPol® type	Wavelength [nm]	Transmittance [%]	Contrast ratio $k_1:k_2$ ²⁾	Thickness unlaminated [µm]	Thickness laminated [mm]	Maximum dimension [mm x mm]
Laserline Nd:YAG BC4	355 nm 532 nm 1 064 nm	>37 >50 >79	>10 000:1	270±50	2.0±0.2	≤100x27

¹⁾ The spectral properties presented here are typical for this product. Values may slightly vary from batch to batch.

²⁾ The contrast ratio is defined to be k_1/k_2 , where k_1 is the transmittance of a polarized beam passing the filter and k_2 is the transmittance of a polarized beam blocked by the filter.

CODIXX AG reserves the right to change technical information without notice.

Typical performance of Laserline Nd:YAG



The graph should be considered typical only.

Sample Set

CODIXX offers sample sets for evaluation at an attractive price. Sample sets are customized compilations of either 4 or 6 polarizers out of the colorPol® standard or HT series.

Each sample set consists of a protective box, the selected polarizers fixed with foil on cardboard and the respective specifications.

Sample set polarizers are only available with 10 x 10 mm² dimensions. In one sample set, the maximum quantity of filters of the same type is limited to 2 pieces.

The shipment can be made within one working day after receipt of order.



Mounted polarizers

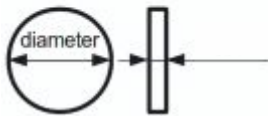


colorPol® polarizers are available as mounted polarizers with the following standard mounts.

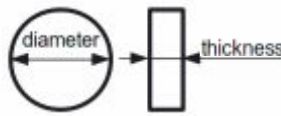
Other diameters are available on request.

Due to the used glue, mounted polarizers have the same temperature resistance as laminated polarizers.

Standard round polarizer



Laminated round polarizer



Mounted round polarizer



Diameter [mm]	Clear aperture [mm]
12.5 12.7	11.2 11.4
25.0 25.4	22.5 22.9

Diameter [mm]	Thickness [mm]	Clear aperture [mm]
12.5 25.0	2.0±0.2 2.0±0.2	11.2 22.5
Transmitted wavefront distortion <math>< \lambda/4</math> at 633 nm per Ø 10 mm for polished parts		

Diameter [mm]	Clear aperture [mm]	Length [mm]
12.5 e8 12.7 e8	8.1 8.1	5 or 7 5 or 7
25.0 e8 25.4 e8	20.8 20.8	5 or 10 5 or 10

Technical specifications of colorPol®

	Unlaminated	Laminated ¹⁾
Optical Parameter		
Transmitted wavefront distortion (TWD) at 633 nm over an inspection area of Ø10 mm	<math>< 3 \lambda</math>	<math>< \lambda/4</math>
Beam deviation	<math>< 20 \text{ arc min.}</math>	<math>< 1 \text{ arc min.}</math>
Accuracy of polarization axis to edge ²⁾	<math>< 0.5^\circ</math>	
Acceptance angle ^{3), 4)}	$\pm 20^\circ$	
Refractive index at 633 nm (RI) ⁵⁾	1.520 ± 0.005	
Cosmetic Parameter		
Usual surface quality (in dependence on MIL-O-13830: Scratch / Dig) ⁶⁾	40/20	

	Unlaminated	Laminated ¹⁾
Mechanical Parameter		
Clear aperture (CA) ⁷⁾	80% for parts < 2 x 2 mm ² 90% for parts < 20 x 20 mm ² 95% for parts ≥ 20 x 20 mm ²	
Edge chips ⁸⁾	0.05 mm to 0.2 mm, dependent upon part size < 0.05 mm on request	
Specific weight	2.5 ± 0.1 g/cm ³	
Coefficient of elasticity E	70 ± 5 kN/mm ²	
Physical Parameter		
Coefficient of thermal expansion (CTE)	8.1 ± 0.3 x 10 ⁻⁶ K ⁻¹ (0-100°C)	
Specific heat	1.0 ± 0.1 J/gK	
Thermal conductivity	0.94 ± 0.05 W/mK	
Operation Limits		
Laser damage threshold (LDT) a) Continuous wave (CW)	10 W/cm ² continuous block 25 W/cm ² continuous pass	1 W/cm ² continuous block 5 W/cm ² continuous pass
b) Pulsed	12 MW/cm ² pulse peak power (equivalent of about 1 μJ/cm ² pulse power density)	1 MW/cm ² pulse peak power (equivalent of about 100 nJ/cm ² pulse power density)
Operating temperature range	up to +400°C	-20°C to +120°C
Durability		
Thermal cycle	-40°C to +80°C, 200 cycles (DIN EN 60068-2-14 method Na)	
Humid storage	85°C, 85% rel. humidity, 1,000 h according to Telcordia GR-1221-CORE	
UV-stability	20 mW/cm ² at 60 h irradiation without any degradation	
Chemical resistance	colorPol® polarizers are insensitive to most organic and cleaning solvents, acids and bases ⁹⁾ and distilled water.	

colorPol® polarizers follow completely the international RoHS, REACH and PFOS regulations.

¹⁾ laminated, ground and polished

²⁾ less tolerance available upon request

³⁾ exceeding this angle may lower contrast and transmittance

⁴⁾ AR-coating may limit this angle

⁵⁾ RI for other wavelengths on request

⁶⁾ other quality grades available on request

⁷⁾ AR-coated parts can have a circumferential coating edge up to 1mm wide

⁸⁾ other specifications available on request

⁹⁾ AR-coating may limit the resistivity

About CODIXX

CODIXX AG is a corporation under German Law, established in September 1998. After a period of research and development CODIXX started the production of a new family of dichroic glass polarizers in 2002.

The manufacturing plant is located in Barleben near Magdeburg. Since the end of 2002 the company is dedicated to development, production and marketing of dichroic glass polarizers, distributed worldwide under the trade name colorPol®.

Based on an unique technology for production and treatment of nanoparticles in glass, CODIXX manufactures high-quality polarizers for ultraviolet, visible and infrared spectral range.

An excellent flexibility of the colorPol® technology allows for the production of customized polarizers meeting demands for all spectral ranges, contrast conditions and designs.

CODIXX follows the Quality Management System DIN EN ISO 9001:2015 to guarantee the highest quality standard. The QMS was certified by TÜV Nord CERT in August 2003. In August 2021 the company was certified according the new DIN EN ISO 9001:2015, which is now valid until 2024.

colorPol® polarizers completely follow the international regulations of RoHS, REACH and PFOS.

CODIXX is recognized and certified as an apprenticeship cooperation by the Chamber of Industry and Commerce (IHK) Magdeburg.

Trade shows

colorPol® polarizers are presented regularly by CODIXX at the following trade shows:

- | | | | |
|--|--|--------------------------------------|--|
| USA
- OFC
- Photonics West
- MD&M West | China
- Laser World of Photonics China
- CIOE | Japan
- OPIE
- Photonix | Germany/Europe
- Laser World of Photonics Munich
- Optatec
- Sensor+Test
- Compamed
- ECOC |
|--|--|--------------------------------------|--|



Find out more at:
www.codixx.de



colorPol® distributors**United Kingdom and Ireland**

Elliot Scientific Ltd.

3 Allied Business Centre Coldharbour Lane
Harpenden, Hertfordshire AL5 4UT
United Kingdom

+44 (0) 1582 766300

www.elliotscientific.com
sales@elliotscientific.com

France

Laser Components S.A.S.

45 Bis Route des Gardes
92190 Meudon
France

+33 1 3959 5225

www.lasercomponents.com/fr/
info@lasercomponents.fr

Netherlands, Belgium, Luxembourg

TLS - Te Lintelo Systems B.V.

Mercurion 28 A
6903 PZ Zevenaar
Netherlands

+31 316 340804

www.tlsbv.nl
contact@tlsbv.nl

USA and Canada

Laser Components USA, Inc.

116 South River Road, Building C
Bedford, NH 03110
USA

+1 (603) 821 7040

www.laser-components.com
info@laser-components.com

China

FOCtek Photonics Inc.

No. 8, the 7th Road
Phase II of Minhou Tieling Industrial District
Fuzhou, Fujian 350100, P.R. China

+86 591 8376 7816

www.foctek.net
sales@foctek.com

China

Titan Electro-Optics Co.,Ltd CHINA

Room 1701-1706, North Wing
The Gate Tower B
No.19, Zhongguancun Avenue Haidian District
Beijing, 100080, P.R. China

+86 (0) 10 6263 4840

www.teo.com.cn
sales@teo.com.cn

South Korea

L2K Co., Ltd.

#530-ho, 187, Techno2-ro
Yuseong-gu
Daejeon 34025
South Korea

+82 42 934 7744

www.l2k.kr
sales@l2k.kr

South Korea

LMS Co., Ltd.

RM#1923, Kumkang Pentrium IT Tower
282, Hagui-ro Dongang-gu, Anyang-si,
Gyeonggi-do, 430-810
South Korea

+82 31 420 8866

www.lmscorp.kr
sales@lmscorp.kr

Singapore and Malaysia

AceXon Technologies Pte Ltd.

#20-83 WCEGA Tower
21 Bukit Batok Crescent
Singapore 658065

+65 6565 7300

www.acexon.com
sales@acexon.com

Italy

Crisel Instruments

Via Mattia Battistini, 177
00167 Roma
Italy

+39 06 35 40 29 33

www.crisel-instruments.it
info@crisel-instruments.it

Russia

ETM Photonics, LLC

Rentgena St., 7A, of. 264
197101 St. Petersburg
Russia

+7 (812) 670-44-19

+7 (495) 789-49-78

<https://www.etm-p.ru>
sales@etm-p.ru

All other countries and regions

CODIXX AG

Steinfeldstraße 3
39179 Barleben
Germany

+49 (0) 39203 9630

www.codixx.de
colorPol@codixx.de

CODIXX AG

Steinfeldstraße 3
39179 Barleben
Germany

Phone: +49 (0) 39203 963 0
Fax: +49 (0) 39203 963 33

Website: www.codixx.de
Email: colorPol@codixx.de



● exclusive distributor ● distributor ● headquarters CODIXX

Your BeNeLux Distributor



te lintelo systems bv
photonics. our passion!

www.tlsbv.nl +31 316 340804

CONTACT US



Version 08/2021